

S600 Fiber and Copper Multi Tester



Features

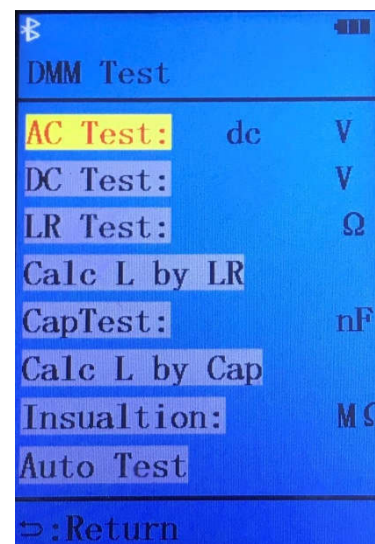
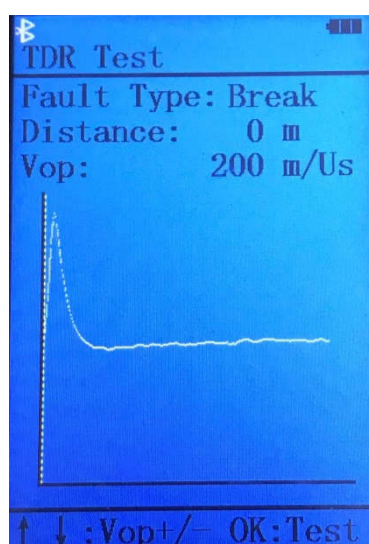
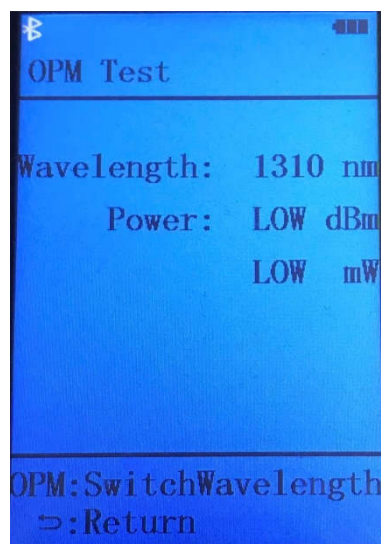

- 1, 320*480 3.5 inch LCD
- 2, Test objects: ADSL; ADSL2; ADSL2+; READSL; VDSL2 (30a, 35b profile is optional)
- 3, Fast Copper tests with DMM (ACV, DCV, Loop and Insulation Resistance, Capacitance, Distance)
- 4, Support VLAN, Vectoring, Compliant with all known DSLAMs
- 5, Supports Modem emulation and simulating login to Internet
- 6, Supports ISP login (username / password) and IP Ping test (WAN PING Test, LAN PING Test)
- 7, Rechargeable Li-ion Battery
- 8, Support optical power meter, VFL function
- 9, Support cable tracing, check line sequence, landline telephone function
- 10, Support cable fault locator (TDR) function

Specifications

xDSL Index	
xDSL test main functions	Physical Layer Info PPPoP Dial FTP Client, Fixative IP Network Layer Test Modem Emulation PING Support VLAN, HLOG, QLN Error Code Statistics Bit Graph Display BPT /SNR Data Modem Parameter Setting(VPI/VCI)
ADSL Index	
Standards	ITU G.994.1 (G.hs), ITU G.992.5, ITU G.992.5 Annex L. The max distance which can be connected is 6.5km. Be compatible with ADSL, ADSL2 and READSL.
Attenuation:	0~63.5dB
Noise margin	0~32dB
Upstream Channel Rate (interweaved / fast mode)	0~1.2Mbps
Downstream Channel Rate (interweaved / fast mode)	0~24Mbps
The modulating bits in the DMT sub-channel	0~15 and each sub-channels' frequency points
The number of error codes	CRC, HEC, FEC, NCD, OCD
Other Parameters	The output power of DSL It can display every condition of the DSL line: lost signal and shutdown of link

VDSL2 Index	
Standards	ITU G.993.2(VDSL2).Be compatible with ADSL2+, ADSL standard.
Upstream Channel Rate (interweaved / fast mode)	0-100M
Downstream Channel Rate (interweaved / fast mode)	0-100M
The modulating bits in the DMT sub-channel	0~15 and each sub-channels' frequency points
The number of error codes	CRC, HEC, FEC, NCD, OCD
Other Parameters	The output power of DSL It can display every condition of the DSL line: lost signal and shutdown of link DSLAM information Error seconds INP pulse protection SNR channel figure Channel noise margin figure
Support profiles	Profile 8a, 8b, 8c, 8d, 12a, 12b, 17a,30a (optional),35b (optional)
DMM Test Index	
DC Voltage	-400 to 400 V; Resolution: 0.1V
AC Voltage	0 to 290 V
Capacitance	0 to 1000nF; Accuracy: 0-10nF: $\pm 2nF$, 10nF-1000nF: $\pm 2\% \pm 2nF$
Loop Resistance	0 to 20K Ω ; Accuracy: 0-100: $\pm 3\% \pm 4\Omega$, 100-500: $\pm 3\%$, 500-20 K Ω : $\pm 2\%$
Insulation Resistance	0 to 50M Ω ; Accuracy: 0-1.0M: $\pm 0.1 M\Omega$, 1.0-30M: $\pm 10\% \pm 0.5 M\Omega$
TDR Index	
General specifications	Check line mix and break fault. Auto and manual distance test
Test Range	4km(8km is optional)
Highest resolution	1m
Dead Zone	0m
Power consumption	1W
VOP Adjusting range	100-300 m/us
Distance test accuracy	$\leq 1m$
Pulse test voltage range	$\geq 30V$
Cable Tracking Index	
Test cable type	Network cable, twisted pair cable, telephone line, USB cable, coaxial cable.
Line status test	Determine open or short circuit
Voltage polarity detection	Positive and negative of DC voltage
Distance of signal transmission	No less than 3km
DC Voltage	No more than 48V
Check Line Sequence Index	
Function	Support generate network line signal to view the network check line sequence with the receiver
Feature	Easy to operate: determine the line sequence by receiving side lights order
Optical Power Index	
Wavelength range(nm)	800~1700
Photosensing material	InGaAs
Power test range(dBm)	-70~+10 or -50~+26
Error range	$\pm 5\%$
Display distinguishability	Linear display: 0.1%;logarithmic display: 0.01 dBm
Adapters	2.5mm universal adapter
VFL Index	
VFL	FP-LD
Wavelength	650nm $\pm 20nm$
Output power	5mw(10mw/20mw optional)
Connector	2.5mm universal adapter
Working mode	CW or 2Hz modulation
Applicable fiber	SM / MM

More Pictures



Order Information

Ordering Information	Module Code
Standard / Basic Part	
ADSL; ADSL2; ADSL2+; READSL; VDSL2;	V
35B VDSL2 function(Optional)	3
DMM function	D
TDR-4KM (8km optional)	4
Optical Power Meter Module	G
VFL Module	H
Cable Tracing	X
Check Line Sequence	W
Landline Telephone	T